

**Top Specifications:**

Veneers: Architectural grade veneers. Standards (Walnut, Oak, Maple) Standard veneer layup:  
(Walnut - Flat cut (plain sliced) book match), (Oak - Flat cut (plain sliced) book match),  
( Maple - Flat cut (plain sliced) Slip match)

**Core:** All tops are fabricated with 1 1/8" thick Industrial grade particleboard 45lb. density or Mdf (Medium Density Fiberboard)

*Rustic Reclaimed Veneer* - Walnut and Oak - Flat cut (plain sliced) Random match

*Rustic Reclaimed Core:* 1 1/2" thick particle board or Mdf

All tops over 120" are two sections. *Veneer* grain on multiple section tops is running short grain. (*Exception*) *Rustic Reclaimed Veneer* grain runs length wise is random matched unless other wise specified. *Laminate* woodgrain on multiple section tops is running length wise and is not matched up with grain on other section.

**Laminate tops:** are fabricated with 1 1/8" thick 45 lb. density particle board core. Laminates are standard colors from **Wilsonart and Formica.**

**Laminates:**

**Standards:**

1572-60 Antique White  
1573-60 Frosty White  
1595-60 Black  
D315-60 Platinum Grey  
D354-60 Designer White

D90-60 North Sea  
D91-60 Slate Grey  
D92-60 Dove Grey  
D96-60 Shadow  
4841-60 Desert Zephyr

**Woodgrains:**

7909-60 Fusion Maple  
7937-38 River Cherry  
7946-38 Brazilwood  
7997-38 Ebony Recon  
7054-60 Wild Cherry

7999k-12 Field Elm  
8201k-12 Grey Elm

For all other patterns and laminates, contact factory for pricing and availability

**Custom request (Size, Top, Color, etc.) Contact :**

Cornerstone Furniture, [www.cornerstonefurniture.com](http://www.cornerstonefurniture.com) , ph. (269)795-3379

**Edges:** 3mm (3/16" thick solid hardwood) Flat eased or Reverse bevel.

**Live Edges:** 1 1/2" thick solid hardwoods, Core: 1 1/2" thick particle board or Mdf

**Standard Wood Veneer Finishes:**

*Walnut:* Clear Walnut, Natural Walnut, Warm Walnut, Dark Walnut.

*Oak:* Clear White Oak, Natural White Oak, Brown Oak, Pewter Oak, Charcoal Oak

*Maple:* Clear Maple, Fusion Maple

Wood is a natural material, slight variations will occur in color, grain configuration, and stain acceptance. Finished pieces may vary slightly in tone or character from the samples given, and no guarantee can be made of an exact match.

Semi-filled finish is standard. *Clear Coating :* *Satin* 40 degree sheen , *Flat* 10 degree sheen

**Custom Finish matching** is available for a **10% upcharge per order** ( **\$500.00** minimum list.)

**Bases:** 2" tubular steel. Finishes: Powder coats: Black, Dark tone, Silver, Medium Gray, White. Polished or Satin Chrome— add to list \$160 each base

**Sample Order:**

(Edge)	Model #.	Shape.	Dimensions.	Top.	Edge.	Finish.	List \$
(SV3FE)	CMRE48120	- Rectangular	48 x 120	-	White Oak veneer,	# SV3FE , - Pewter Oak -	\$5859

# Cm10 Specs



## Shown in:

Dimensions: 120"l x 48"w x 29"h

Top: Oak veneer 1.25" thick

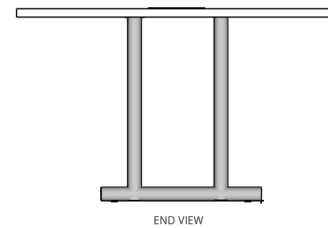
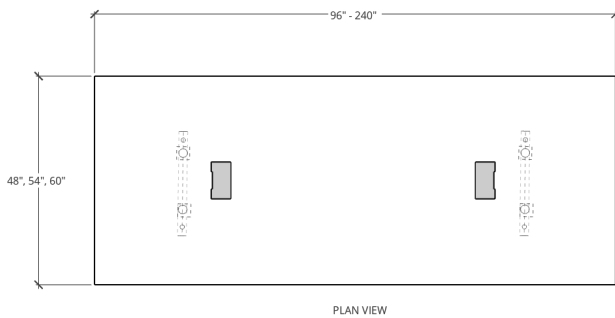
Edge: Knife Edge

Bases: Double T Bases

Finish: Field Elm 7999-12

Power & Data: (Interlink) Silver

Custom sizes, woods and finishes are available.  
Contact Cornerstone Furniture to discuss options.  
Thank you.



## Specifications

**Dimensions:** 72" - 240" length x 48", 54" and 60" width x 29", 36" and 42" height. Lengths over 120" are two piece tops.

**Tops:** Veneer, Designer Veneer, Laminate. Plain sliced, book or slipped matched, balance backer. 1.25 thick top

**Edges:** Flat eased, Knife edge, Live Edge



**Bases:** Double T Bases

**Finishes:** Check out our finishes in the Price List or contact us for more information.

**Power & Data:** (Interlink) Silver & Black, 2 outlets standard per unit, data plate is standard and sold separately. (data jacks, e.g. USB, VGA, HDMI, Rj45, Rj11, mini Stereo) Please Contact Cornerstone Furniture for specific A/V needs.





# CM10 Conference Tables

	Dimensions width x depth	Bases	Top Sections	Model #	Standard Veneer	Standard Veneer	Rustic Reclaimed	Rustic Reclaimed	Rustic Reclaimed	
					Top Flat Edge SV3FE	Top Knife Edge SV3KE	Veneer Top Flat Edge RRV3FE	Veneer Top Knife Edge RRV3KE	Veneer Top Live Edge RRV3LE	
					List Price \$	List Price \$	List Price \$	List Price \$	List Price \$	
	48 x 72	2	1	CMRE4872	3670	3857	5025	5452	7405	
	48 x 96	2	1	CMRE4896	4421	4621	6000	6502	8898	
	48 x 120	3	2	CMRE48120	5859	6177	7824	8426	11440	
	48 x 144	3	2	CMRE48144	6638	6971	8783	9481	12943	
	48 x 168	3	2	CMRE48168	7775	8117	9759	10532	14450	
	48 x 192	4	2	CMRE48192	9067	9455	11206	12063	16426	
	48 x 216	4	2	CMRE48216	10259	10770	12562	13510	18494	
	48 x 240	5	2	CMRE48240	11590	12120	14011	15032	20474	
	60 x 96	2	1	CMRE6096	5210	5411	6892	7443	10236	
	60 x 120	3	2	CMRE60120	6814	7140	8935	9574	13087	
	60 x 144	3	2	CMRE60144	7781	8120	10118	10835	14887	
	60 x 168	3	2	CMRE60168	9090	9441	11284	12100	16684	
	60 x 192	4	2	CMRE60192	10598	10984	12932	13831	18957	
	60 x 216	4	2	CMRE60216	11963	12484	14512	15500	21334	
	60 x 240	5	2	CMRE60240	13481	14021	16170	17226	23610	
		48 x 72	2	1	CMAR4872	3670	3857	5025	5452	x
		48 x 96	2	1	CMAR4896	4421	4621	6000	6502	x
		48 x 120	3	2	CMAR48120	5859	6177	7824	8426	x
48 x 144		3	2	CMAR48144	6638	6971	8783	9481	x	
48 x 168		3	2	CMAR48168	7775	8117	9759	10532	x	
48 x 192		4	2	CMAR48192	9067	9455	11206	12063	x	
48 x 216		5	2	CMAR48216	10259	10770	12562	13510	x	
48 x 240		4	2	CMAR48240	11590	12120	14011	15032	x	
60 x 96		2	1	CMAR6096	5210	5411	6892	7443	x	
60 x 120		3	2	CMAR60120	6814	7140	8935	9574	x	
60 x 144		3	2	CMAR60144	7781	8120	10118	10835	x	
60 x 168		3	2	CMAR60168	9090	9441	11284	12100	x	
60 x 192		4	2	CMAR60192	10598	10984	12932	13831	x	
60 x 216		4	2	CMAR60216	11963	12484	14512	15500	x	
60 x 240		5	2	CMAR60240	13481	14021	16170	17226	x	



Add 10% to Pricelist

# CM10 Conference Tables

	Dimensions width x depth	Bases	Top Sections	Model #	Standard Veneer	Standard Veneer	Rustic Reclaimed	Rustic Reclaimed	Rustic Reclaimed	
					Top Flat Edge SV3FE	Top Knife Edge SV3KE	Veneer Top Flat Edge RRV3FE	Veneer Top Knife Edge RRV3KE	Veneer Top Live Edge RRV3LE	
					List Price \$	List Price \$	List Price \$	List Price \$	List Price \$	
	48 x 72	2	1	CMRT4872	3670	3857	5025	5452	x	
	48 x 96	2	1	CMRT4896	4421	4621	6000	6502	x	
	48 x 120	3	2	CMRT48120	5859	6177	7824	8426	x	
	48 x 144	3	2	CMRT48144	6638	6971	8783	9481	x	
	48 x 168	3	2	CMRT48168	7775	8117	9759	10532	x	
	48 x 192	4	2	CMRT48192	9067	9455	11206	12063	x	
	48 x 216	5	2	CMRT48216	10259	10770	12562	13510	x	
	48 x 240	4	2	CMRT48240	11590	11642	14011	15032	x	
	60 x 96	2	1	CMRT6096	5210	5411	6892	7443	x	
	60 x 120	3	2	CMRT60120	6814	7140	8935	9574	x	
	60 x 144	3	2	CMRT60144	7781	8120	10118	10835	x	
	60 x 168	3	2	CMRT60168	9090	9441	11284	12100	x	
	60 x 192	4	2	CMRT60192	10598	10984	12932	13831	x	
	60 x 216	4	2	CMRT60216	11963	12484	14512	15500	x	
	60 x 240	5	2	CMRT60240	13481	14021	16170	17226	x	
		48 x 72	2	1	CMBT4872	3670	3857	5025	5452	x
		48 x 96	2	1	CMBT4896	4421	4621	6000	6502	x
		48 x 120	3	2	CMBT48120	5859	6177	7824	8426	x
48 x 144		3	2	CMBT48144	6638	6971	8783	9481	x	
48 x 168		3	2	CMBT48168	7775	8117	9759	10532	x	
48 x 192		4	2	CMBT48192	9067	9455	11206	12063	x	
48 x 216		4	2	CMBT48216	10259	10770	12562	13510	x	
48 x 240		5	2	CMBT48240	11590	11642	14011	15032	x	
60 x 96		2	1	CMBT6096	5210	5411	6892	7443	x	
60 x 120		3	2	CMBT60120	6814	7140	8935	9574	x	
60 x 144		3	2	CMBT60144	7781	8120	10118	10835	x	
60 x 168		3	2	CMBT60168	9090	9441	11284	12100	x	
60 x 192		4	2	CMBT60192	10598	10984	12932	13831	x	
60 x 216		4	2	CMBT60216	11963	12484	14512	15500	x	
60 x 240		5	2	CMBT60240	13481	14021	16170	17226	x	



Add 10% to Pricelist

# CM10 Conference Tables

	Dimensions width x depth	Bases	Top Sections	Model #	Standard Laminate	Standard Laminate
					Top Flat Edge SV3FE List Price \$	Top Knife Edge SV3KE List Price \$
	48 x 72	2	1	CMRE4872	1850	2120
	48 x 96	2	1	CMRE4896	2025	2340
	48 x 120	3	2	CMRE48120	3190	3830
	48 x 144	3	2	CMRE48144	3360	4067
	48 x 168	3	2	CMRE48168	3703	4526
	48 x 192	4	2	CMRE48192	4199	5036
	48 x 216	4	2	CMRE48216	5160	6322
	48 x 240	5	2	CMRE48240	5890	6940
	60 x 96	2	1	CMRE6096	2120	2465
	60 x 120	3	2	CMRE60120	3435	4155
	60 x 144	3	2	CMRE60144	3671	4472
	60 x 168	3	2	CMRE60168	4107	5083
	60 x 192	4	2	CMRE60192	4603	5589
	60 x 216	4	2	CMRE60216	5598	6941
	60 x 240	5	2	CMRE60240	6201	7584
		48 x 72	2	1	CMAR4872	1850
48 x 96		2	1	CMAR4896	2025	2340
48 x 120		3	2	CMAR48120	3190	3830
48 x 144		3	2	CMAR48144	3360	4067
48 x 168		3	2	CMAR48168	3703	4526
48 x 192		4	2	CMAR48192	4199	5036
48 x 216		4	2	CMAR48216	5160	6322
48 x 240		5	2	CMAR48240	5890	6940
60 x 96		2	1	CMAR6096	2120	2465
60 x 120		3	2	CMAR60120	3435	4155
60 x 144		3	2	CMAR60144	3671	4472
60 x 168		3	2	CMAR60168	4107	5083
60 x 192		4	2	CMAR60192	4603	5589
60 x 216		4	2	CMAR60216	5598	6941
60 x 240		5	2	CMAR60240	6201	7584

Add 10% to Pricelist

# CM10 Conference Tables

	Dimensions width x depth	Bases	Top Sections	Model #	Standard Laminate	Standard Laminate
					Top Flat Edge SV3FE List Price \$	Top Knife Edge SV3KE List Price \$
	48 x 72	2	1	CMRT4872	1850	2120
	48 x 96	2	1	CMRT4896	2025	2340
	48 x 120	3	2	CMRT48120	3190	3830
	48 x 144	3	2	CMRT48144	3360	4067
	48 x 168	3	2	CMRT48168	3703	4526
	48 x 192	4	2	CMRT48192	4199	5036
	48 x 216	4	2	CMRT48216	5160	6322
	48 x 240	5	2	CMRT48240	5890	6940
	60 x 96	2	1	CMRT6096	2120	2465
	60 x 120	3	2	CMRT60120	3435	4155
	60 x 144	3	2	CMRT60144	3671	4472
	60 x 168	3	2	CMRT60168	4107	5083
	60 x 192	4	2	CMRT60192	4603	5589
	60 x 216	4	2	CMRT60216	5598	6941
	60 x 240	5	2	CMRT60240	6201	7584
		48 x 72	2	1	CMBT4872	1850
48 x 96		2	1	CMBT4896	2025	2340
48 x 120		3	2	CMBT48120	3190	3830
48 x 144		3	2	CMBT48144	3360	4067
48 x 168		3	2	CMBT48168	3703	4526
48 x 192		4	2	CMBT48192	4199	5036
48 x 216		4	2	CMBT48216	5160	6322
48 x 240		5	2	CMBT48240	5890	6940
60 x 96		2	1	CMBT6096	2120	2465
60 x 120		3	2	CMBT60120	3435	4155
60 x 144		3	2	CMBT60144	3671	4472
60 x 168		3	2	CMBT60168	4107	5083
60 x 192		4	2	CMBT60192	4603	5589
60 x 216		4	2	CMBT60216	5598	6941
60 x 240		5	2	CMBT60240	6201	7584

Add 10% to Pricelist